

These numbers reflect the performance of all HeartAware HRAs that our various clients ran throughout 2022. Additional analytics and reports are now available to clients in our all-new Management Portal, plus many customization & integration options, etc. **Contact us for a demo of this & our new v3 HRAs rolling out in 2023!**

2022 Global Stats: All HRAs for All Clients

196,163

starts

102,639

completions

52%

completion rate

60%

provided contact info

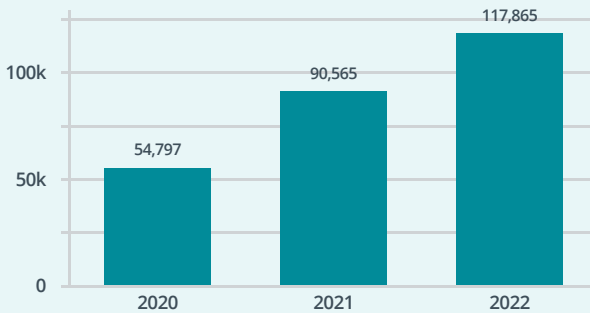
72%

found to be at risk

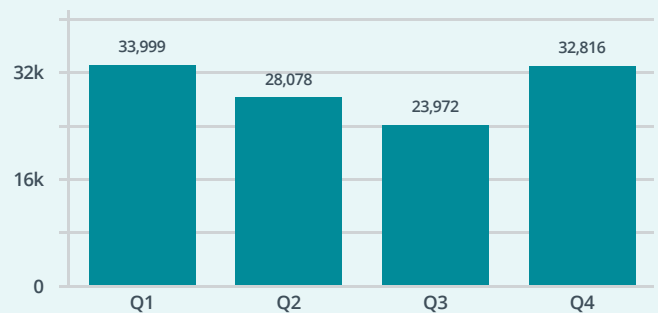
76%

opened risk report

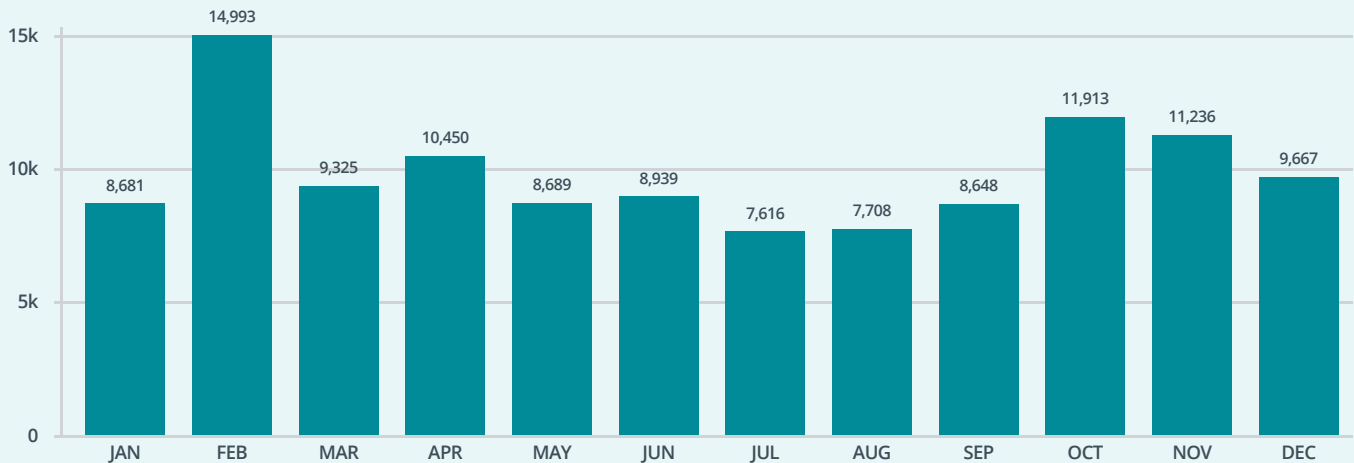
Leads Collected: 3-Yr. Comparison



Leads Collected: 2022 By Quarter



Leads Collected: 2022 By Month



More information at: <https://healthaware.com/hras>